





# Crossbow Shooting Risk Assessment – Patshull Activity Centre

**To use this risk assessment:**
















- 1) Read the Generic risk assessment, THEN
- 2) Read the Element specific risk assessment for the activity

	Systematic Controls – these are processes or management actions. They happen outside of the instructed session time.
	What to say – these are instructions or information that the instructor leading the session has to give to the participants.
	What to do – these are actions that the instructor leading the session has to take either before or during the session.
	What to check – these are the key things the instructor leading the session must confirm – they can be either physical things or participant understanding.

**Severity Factor & Remaining Risk Assessment**


















The following descriptors are used in each risk assessment. Note that a **MEDIUM** residual risk is used to show that a hazard requires dynamic risk assessment and deliberate management within the session by the instructor.

Level	Severity Description	Residual Risk Description
Low	Minor injury requiring no treatment, or simple first aid.	Control measures have reduced the severity and/or likelihood to minimal levels.
Medium	Injury would require the participant to stop doing the activity; medical treatment is beyond the skills of a basic first aider.	Control measures have reduced severity and/or likelihood to an adequate level but hazard still requires dynamic risk assessment and conscious consideration.
High	Injury would require expert medical attention and/or be fatal.	Control measures haven't reduced severity or likelihood to an acceptable level.

Hazardous Event	Who may be harmed?	Foreseeable Severity	Control Measures in Place		Residual Risk
			(  Systematic controls	(  What to say  What to do  What to check)	
Inadequate training for activity	All	High		• PAC Core team to ensure are up to date with appropriate qualifications and activity rules	Medium
				• Clear, comprehensive safety briefing given by the instructor	
				• Check that everyone taking part in the activity has attended the safety briefing	
Failure of equipment	Participants	High		• Regular inspection, testing and maintenance of all equipment	Low
				• Check all equipment before each session	
				• Crossbows • Backstop	
Unsupervised use	All	High		• Equipment to be stored securely when not in use	Low
				• Store crossbows and bolts in secured area • Range to be secured when not in use	
				• Range is secured • Equipment secured	
Conduct of Participants	Anyone in the vicinity	High		• Instructor to be suitably qualified to give safety briefing to all participants – NSRA RCO or NSRA qualification in the appropriate discipline.	Low
				• Explain the expected conduct of participants whilst on the range. • Explain that all participants must follow the instructions of the Instructor/Range Officer	



# Crossbow Shooting Risk Assessment – Patshull Activity Centre

Hazardous Event	Who may be harmed?	Foreseeable Severity	Control Measures in Place (  Systematic controls  What to say  What to do  What to check)		Residual Risk
			Control Measure Icon	Control Measure Description	
				<ul style="list-style-type: none"> <li>Deliver clear safety briefing to all participants, including expectations of participants conduct while on the range.</li> <li>Ensure a Leader In Charge remains on the range throughout the session.</li> </ul>	
				<ul style="list-style-type: none"> <li>All participants have attended the safety briefing</li> </ul>	
Impact from bolt	All	High		<ul style="list-style-type: none"> <li>Session is supervised by an instructor holding a suitable NSRA qualification.</li> <li>There is a solid physical barrier preventing access to the range whilst the activity is in progress.</li> <li>Signs and a red flag warning that the range is in use when the flag is flying.</li> </ul>	Low
				<ul style="list-style-type: none"> <li>Give clear and simple instructions on the rules of the range</li> <li>Access to the bolts is controlled by the instructor</li> </ul>	
				<ul style="list-style-type: none"> <li>The instructor to only issue the required number of bolts for each detail</li> </ul>	
				<ul style="list-style-type: none"> <li>Check that the participants have understood the rules before continuing</li> </ul>	
Crossbows being stored safely	All	Medium		<ul style="list-style-type: none"> <li>Make sure all crossbows are stored with strings removed.</li> </ul>	Low
				<ul style="list-style-type: none"> <li>Crossbows have had the strings removed before storage.</li> </ul>	
Loading and cocking the crossbow	All	High		<ul style="list-style-type: none"> <li>The number of participants at the firing point is controlled by the instructor</li> </ul>	Medium
				<ul style="list-style-type: none"> <li>Give a clear explanation and demonstration of the safe way to cock and load the crossbows being used</li> <li>Demonstrate the correct location for hand during loading and firing</li> <li>Tell all participants to keep their fingers away from the trigger while loading</li> </ul>	
				<ul style="list-style-type: none"> <li>Supervise whilst the participants are loading to ensure they follow the instructions</li> </ul>	
Over shoots and side shoots	All	High		<ul style="list-style-type: none"> <li>Physical stop behind targets to stop stray bolts</li> </ul>	Low
				<ul style="list-style-type: none"> <li>Give clear instructions on the direction of shooting</li> </ul>	



